

bbe

biological · biophysical · engineering

moldaenke



www.bbe-moldaenke.de

AlgaeLabAnalyser

The reliable instrument for
the laboratory

- ✓ Quick & simple chlorophyll measurement with algal class differentiation
- ✓ Direct measurement without preparation

AlgaeLabAnalyser



Determination of chlorophyll concentrations, algal classes and photosynthetic activity for science and routine analysis

The bbe AlgaeLabAnalyser (ALA) offers the **simultaneous determination** of chlorophyll concentrations, transmission, and – as an option – the photosynthetic activity of microalgae. Chlorophyll is excited by coloured LEDs and the fluorescence emission is allocated to the different algal classes.

The AlgaeLabAnalyser enables direct measurement without sample preparation by filtration or solvent. The fluorescence signals f_0 , f , f_m are used to calculate the photosynthetic activity applying the **Genty parameter method**. A **yellow substances (FDOM) compensation** is also used to exactly calculate the total chlorophyll content. The device is virtually maintenance-free and very simple to operate thus saving both time and money.

Principle of the activity measurement

The light energy (photons) absorbed by the chlorophyll of the algal cell is used either for photosynthesis or dissipated as heat or **fluorescence**. The processes are linked in such a way that information on the photosynthetic performance of the algae can be derived from the fluorescence.

The capacity of the photosynthetic activity is **characterised by maximal quantum yield** (energy input / maximum used energy in photosynthesis). After a dark adaptation, the base fluorescence f_0 is determined, which represents low energy input when the photosystem receives only minor photons, i.e. when no more photosynthetic products are made. If the system then becomes saturated with intense light, the photosynthetic process is limited and the fluorescence reaches the maximum f_{max} within milliseconds. The difference between f_{max} and f_0 is called variable fluorescence and reflects the maximum range of the use of light for photosynthesis.

The photosynthetic activity is calculated by $f_{max} - f_0 / f_{max}$, also known in the literature as the Genty factor (a number between 0 and 1), which correlates to oxygen release of photosynthesis. This factor is not dependent on the chlorophyll concentration. When algae are damaged by external factors, photosynthesis is reduced and so is the Genty factor (2).


FEATURES

- ▶ Quick chlorophyll measurement with algal class differentiation
- ▶ Maintenance-free
- ▶ Simple operation
- ▶ Direct measurement without sample preparation by filtration or dissolution
- ▶ Laptop supplied
- ▶ Integrated stirrer
- ▶ PC operation with bbe ++ software
- ▶ Simple data export
- ▶ Optional transport case
- ▶ Optional external, rechargeable battery for mobile deployment


APPLICATIONS

- ▶ Monitoring and assessment of water quality
- ▶ Environmental monitoring
- ▶ Intake monitoring
- ▶ Toxicity testing
- ▶ Analysis of contaminated sites
- ▶ Monitoring of dams
- ▶ Limnological work
- ▶ Research and education

Chlorophyll measurement in a glass cuvette. Length: 1 minute



AlgaeLabAnalyser



Measurements ...

- ... of chlorophyll-a:
Performed without sample preparation and therefore much faster than common chlorophyll analysis. The average measuring time is only 1 minute. The results are comparable to HPLC pigment analysis or wet-chemical analysis ($R^2 > 0.93$).
- ... of algae class differentiation:
Determination of the chlorophyll content emerging from green algae, blue-green algae, diatoms plus dinoflagellates and cryptophyceae by use of LEDs with visible range from UV to red.
- ... of transmission:
Takes place during each analysis and is used to compensate the effect of turbidity on chlorophyll analysis. The correction is performed automatically.
- ... of toxicity (optional):
Standardized microalgae from a culture are used to determine the effect of toxicity in the presence or absence of the potential toxic water. The ALA compares the photosynthetic activity of sample water treated with untreated microalgae to evaluate the level of toxicity of a water sample. The test takes totally 30 minutes.
- ... of algae class activity (optional):
Records the percentage of photosynthetically active chlorophyll under illumination, sorted into the different algal classes and provides information about the health of the cell population. Parameter is the variable fluorescence.

MEASUREMENT PROCEDURES

- ▶ Quantification of algal classes: green, blue-green (cyanobacteria), brown (diatoms and dinoflagellates), cryptophytes
- ▶ Determination of total chlorophyll
- ▶ Determination of photosynthetic activity
- ▶ Determination of toxicity
- ▶ Determination of transmission


SOFTWARE

- ▶ Real-time data display
- ▶ Saving of data/parameters at any time
- ▶ Graphic display of all measurement values
- ▶ Online display in LAN
- ▶ Parametrization of measurements
- ▶ Data export to EXCEL and text files
- ▶ Comment input for each measurement

Date/Time [date]	Comment	Total conc. [$\mu\text{g/l}$]	Green Algae [$\mu\text{g/l}$]	Bluegreen [$\mu\text{g/l}$]	Diatoms [$\mu\text{g/l}$]	Cryptophyta [$\mu\text{g/l}$]	Yellow substances [r.u.]	Average activity [%]	
24.04.2018 15:18:20	Sample 03	97,50	0,00	97,50	0,00	0,00	0,45	22,66	
		activity Green Algae [%]	--	activity Bluegreen [%]	22,66	activity Diatoms [%]	--	activity Cryptophyta [%]	97,06
		Average transmission [%]							97,06

Date/Time [date]	Comment	Total conc. [$\mu\text{g/l}$]	Green Algae [$\mu\text{g/l}$]	Bluegreen [$\mu\text{g/l}$]	Diatoms [$\mu\text{g/l}$]	Cryptophyta [$\mu\text{g/l}$]	Yellow substances [r.u.]	Average activity
24.04.2018 15:14:12	Sample 01	98,84	0,00	98,84	0,00	0,00	0,44	
24.04.2018 15:16:21	Sample 02	97,89	0,00	97,89	0,00	0,00	0,43	
24.04.2018 15:18:26	Sample 03	97,50	0,00	97,50	0,00	0,00	0,45	

Measurement example illustrated with the bbe software



AlgaeLabAnalyser

Specifications

DESCRIPTION	VALUE
Measurands	Total chlorophyll [$\mu\text{g chl-a/l}$], green algae [$\mu\text{g chl-a/l}$], cyanobacteria [$\mu\text{g chl-a/l}$], diatoms [$\mu\text{g chl-a/l}$], cryptophyceae [$\mu\text{g chl-a/l}$], yellow substances, transmission (at 5 wavelengths), water temperature, Photosynthetic activity (Genty) – Option
Measuring range	0 – 500 $\mu\text{g chl-a/l}$
Resolution	0.01 $\mu\text{g chl-a/l}$
Lower detection limit	0.05 $\mu\text{g/l}$ *
Transmission	0 - 100 %, photometry
Weight	7.5 kg (without computer)
Dimensions (HxWxD)	185 x 330 x 350 mm
Protection class	IP 54
Voltage	240 V / 50 Hz; 110 V / 60 Hz
Power consumption	10 W
Temperature	Sample: 0 to 35 °C / Environment: 0 to 40 °C
Sample volume	25 ml (cuvette)
Interface	RS232
Software	bbe++ software with database
Options	Battery pack, 12 V adapter, transport case

* based on lab measurement with cultured algae

Do you have any questions? Please contact us!

ekotechnika
měřicí technika pro ekologii

Ing. Milan Kříž - Ekotechnika
Kloboučnická 20, 140 00 Praha 4

☎ +420 777 251 784

✉ ekotechnika@ekotechnika.com

🌐 www.ekotechnika.com

bbe

biological · biophysical · engineering

moldaenke

bbe Moldaenke GmbH

Preetzer Chaussee 177
24222 Schwentinental
Germany

Tel.: +49 (0) 431 - 380 40-0

Fax: +49 (0) 431 - 380 40-10

E-Mail: bbe@bbe-moldaenke.de